

**SOULRISE
GAMING**

Tips and Tricks

**CYBER
HUNTER**



Introduction

This Tips and Tricks guide will help new and veteran players with the essential information needed to get that 1st place spot!

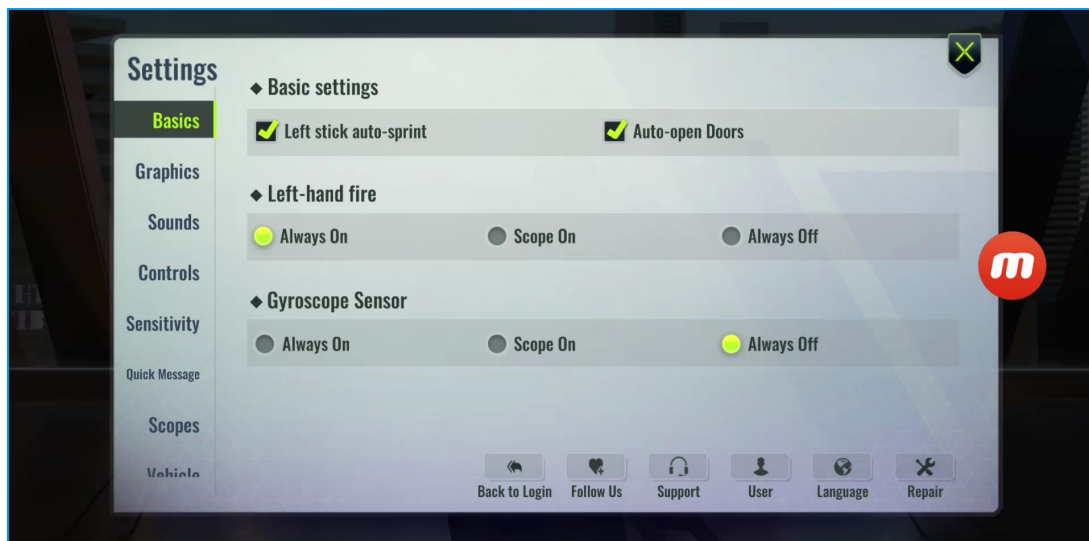
If you have just started and don't know much about Cyber Hunter. I recommend watching the “Beginner’s Guide” video first. Link in the card section above



Do Not Use the Auto Firing Mode

Our first tip is about an option that you can turn on and off.

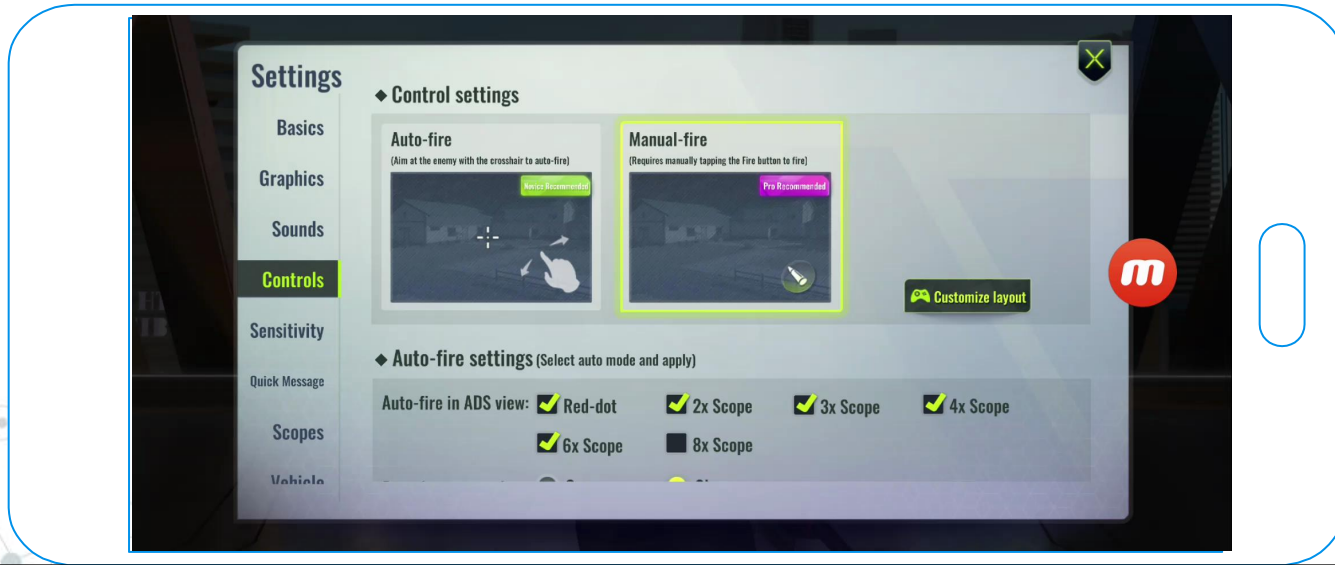
You will come across the auto-fire option when you first play the tutorial mode. Even though this option seems reasonable, you should never use it. Remember that this is a Battle Royal game. There is a thing called “Bullet Drop”. Just because your crosshair is on the enemy, doesn’t mean you are going to hit them. In addition to that, there will be many different situations that will require patience and planning. You won’t always engage the enemy at first sight. Having the best position and surprising your enemy is very important in firefights. To not ruin these factors, do not forget to turn off this feature.



But!...If you do want to keep Auto fire on...

If you really want to keep auto fire on or you're a beginner and still want auto assist then makes sure at least you have the best settings selected in the options menu.

Makes sure all the scopes are selected and check your button layout is comfortable for you.



Use the Correct Droid Skills

We talked about how important the Droid Skills are to change the flow of the fire fight (See Droid Skill video, link above). However, not all skills are useful. Some of them are better than others.

You only have 3 slots, so each Droid skill must be the right one that suits your play style.

You should always have at least 1 x defence and 1 x healing Droid.
E.g. Shield wall and Healing Device.



Don't Forget to Collect the Awards

Almost any kind of online mobile game these days provides its players with constant rewards. Cyber Hunter is not an exception to this.

Whether it's a daily rewards or in-game quests that you've accidentally completed, Cyber Hunter packs a healthy amount of rewards for its players. Be sure to constantly check the rewards section and gather everything that is available. These rewards do not only contain worthless coins that you can't use. There are cool costumes and amazing experience rewards that help you level up.



Pick Up the Better Weapon

Cyber Hunter has an impressive arsenal of weapons. During a single match, if you are an efficient looter, you will find a variety of weapons to keep things entertaining.

However, in Cyber Hunter, you don't pick up the better weapons automatically nor is there is a sphere of different colours that tell you which weapon is better.

For instance, in the image below, you can see that there is a sniper weapon; it is one of the best in the game. We are wielding a common weapon that is much worse than the sniper rifle. In this instance, the best thing to do is to pick the sniper weapon.



Plan Ahead where to land on the Map

Like any battle royale game, consider the first few seconds of waiting time as your time to prepare a strategy before the map starts. Whether you are alone or in a squad, it is important to fully decide early on as to which area of the map you intend to drop on or head to regardless of whether it is directly along the path of the plane. If you are in a squad, it is important for someone to take point and make waypoints as to where the entire team should aim to land to boost the chances of survival.

The earliest possible drop points along the plane's path are best saved for expert players, these are usually high player drop zones, should be avoided if you are a new player.

Get to know the map and find places that have high item drop rates but have less player drops.

Don't know the map, use training bot mode on easy and take some time to explore.



Familiarize yourself with various weapons and skills

Try out training mode and test out all the weapons, you may find your more suitable for weapons you don't usually play. For example most rifles and SMGs have recoils which alter your aim, this will need adjusting and practise to learn how to use them perfectly.

If you don't want to test out training mode then use your first couple matches to familiarize yourself with various weapons, swap and change when you get the chance. Its best to try many to find the best suited one, then to stick with one or two weapons which don't suit your play style and are costing you those matches.



Find and Add friends to play with.

Although you will always have the option to play solo or with a partner, playing with a full squad is the best way to go especially since there will always be better players than you and the whole team's performance can affect the experience points you earn at the end of the match. Also team play can be a lot more fun! Play 4 team games randomly and if you have a good match, don't be shy to send them a friend request then say hi when they are next online.

Also if you do start in a team play, try to stick together on the map. It will increase your chances of survival.



Always be mindful of the shrinking safe zone.

The idea is to always stay in the safe zone. If you are not experienced yet then make sure you have a vehicle near by or stay within the safe zone where possible. If your outside the safe zone your barrier will start to deplete, once this is gone your health will also start to be reduced. You don't want to be rushing towards the safe zone while your health is low with no protection. This makes you easy pickings for experienced players.

Experiences players tend to hand around the ring of a safe zone to pick off new players. Beware!




Know when to engage and when to flee.

Gunfights are almost always unavoidable in a battle royale game. The min map at the top right of your screen is one of the most important functions in the game. If you don't get shot at first you may see red markers appear on your map, If its ammo this means a gunfight has started near by. If its footsteps then another player is very close by. Either way its time to quickly roll away and find the closet cover and prepare to engage!

If you are alone and there are more then 1 or more enemies then it maybe wise to flee.
If you are in a squad remember to shout out the “enemies positon” by clicking on the speech bubble menu. This will help your team mates become aware of the impending danger if they haven't spotted it already.



Website Now Live!



www.soulrisegaming.uk

Visit the site now for latest in...

News

Mobile Guides

Free downloadable guides!

Merchandise

Live Chat support

and more!



If you have enjoyed this video please like and
subscribe for more Cyber Hunter Content!

Thank you for watching!