

SOULRISE GAMING



Trophy Road Brawler - Nita Guide

Credit

Big thanks to A.I.Gaming for his support on the Brawl Stars Video Guides. Feel free to send him some love and follow him on Twitter!

A.I. Gaming

Twitter handle: @ailovesgaming



INTRODUCTION



What are Brawlers?

Fast-paced multiplayer battles from the makers of Clash of Clans, Clash Royale and Boom Beach.

Battle with friends or solo across a variety of game modes in under three minutes. Unlock and upgrade dozens of Brawlers with powerful super abilities. Purchase and collect unique skins to stand out and show off in the arena. Join or start a club to share tactics and fight together.

There are 30 Brawlers which are placed in the following categories.

- TROPHY ROAD- Nita

Nita is a Trophy Road that is unlocked as a Trophy Road reward upon reaching 10 Trophies.

	Lv1	Lv10 (Max)
Health	3800	5320
Attack	740	1036
Super	400	560



Trophy Road Brawlers



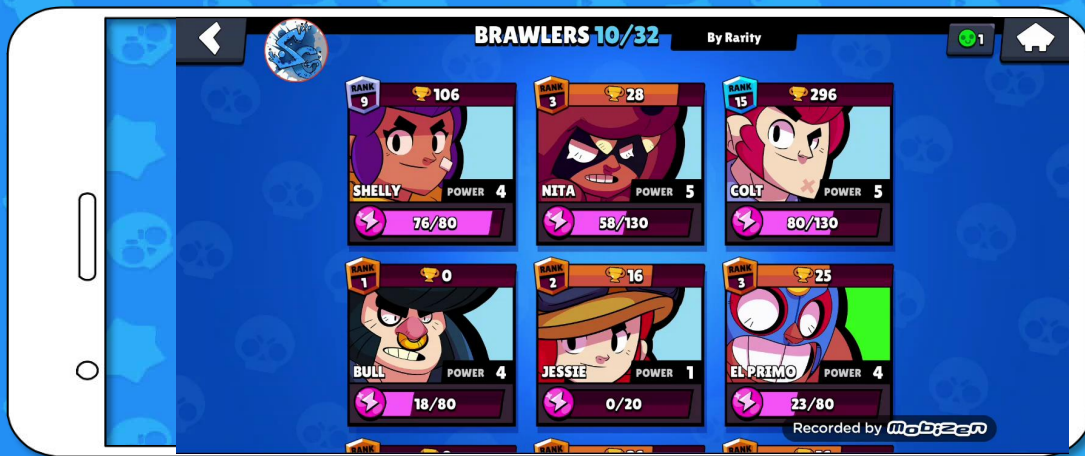
Trophy Road Brawlers - Nita

Nita is a Trophy Road that is unlocked as a Trophy Road reward upon reaching 10 Trophies.

She has moderate health and attacks with shockwaves that have moderate range and can hit multiple enemies.

She is most notable for her Super's ability to summon the "Big Baby Bear," it has high health and quick, dangerous melee attacks.

Her first Star Power heals her bear for 500 health when she herself attacks the enemy, and the bear heals Nita for 500 when it attacks the enemy and her second Star Power increases the attack speed of her bear by 60%.



Attacks

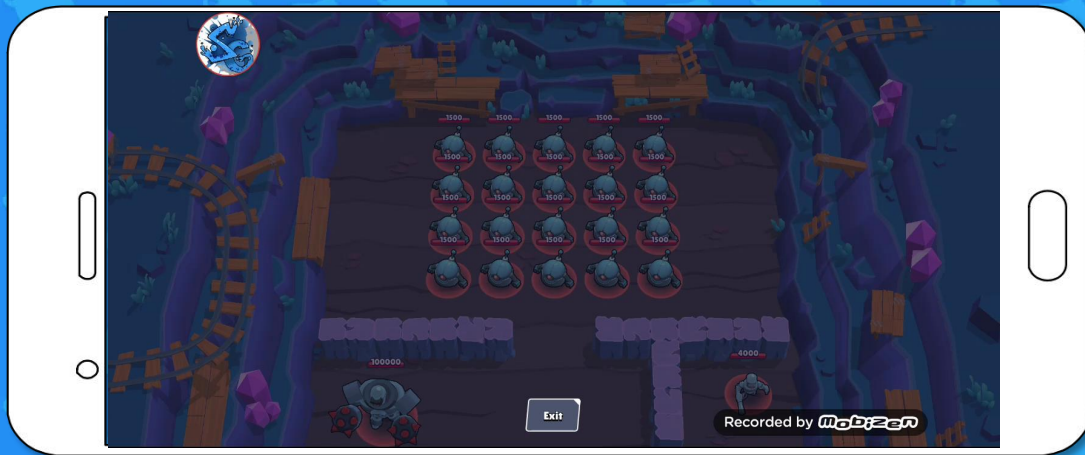


Normal Attack - Rupture

Nita sends forth a shockwave, damaging enemies caught in the tremor. This is a short range attack which needs you to be close to an enemy to hit! Best used in close quarter maps to hit lots of targets..

Super – Overbearing

Nita summons the spirit of Big Baby Bear to hunt down her enemies. Use the Bear to distract enemies. They may choose to run away, or fight the bear, giving you enough time to fulfil objectives!



Star Powers

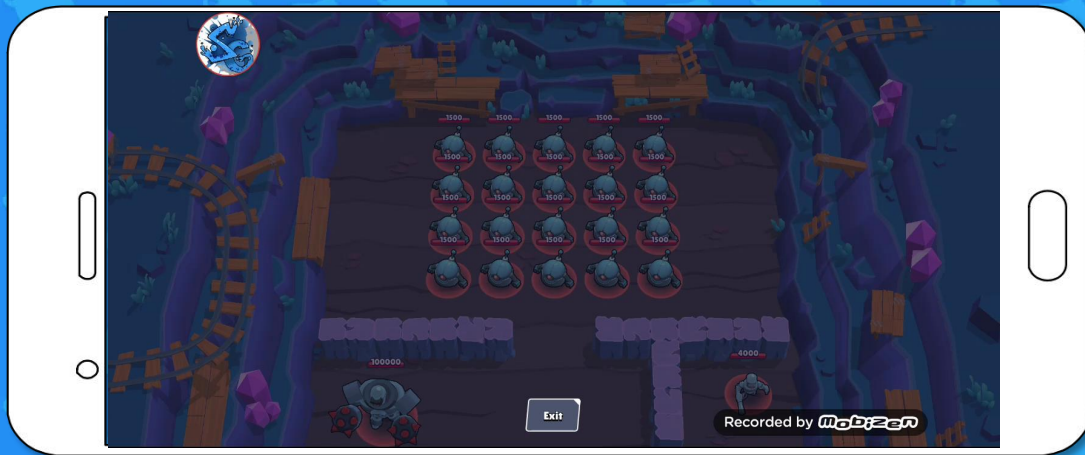


Bear with me

Nita recovers 500 health whenever her bear hits an enemy and the bear recovers 500 health when Nita attacks. This is useful for prolonging both character's lifespan on the battlefield. Keep on attacking to become almost invincible on the battlefield!

Hyper Bear

Nita's bear attacks faster. The time between swipes is reduced by 50%. The damage output of your bear will increase, making it more viable in team fights.



Skins



Various skins you can acquire for Nita.

Default.

Panda (30 Gems)

Red Nose (109 Gems)

Shiba (150 Gems)



Tips




- Nita's attack can hit multiple enemies from a fair distance away. Take advantage of this when the enemy gathers close together.
- Nita's Super can be thrown over walls, so it can come in handy for dealing with enemies that are hiding behind a wall.
- The "Big Baby Bear" summoned by Nita's Super has very high health, so this means Nita can create her own tank. The bear distracts enemies and absorbs fire, protecting Nita and giving her a chance to deal damage.
- The "Big Baby Bear" she summons can also detect Brawlers hidden in grass and pursue them. This can help the player locate hiding enemy Brawlers, effectively making it a scouting tool.
- Use the "Big Baby Bear" to bolster an aggressive push on Gem Grab, allowing your team to take control of the mine.



Tips



- Since Nita's Super is a thrown projectile like Barley's attacks, it will summon the bear quicker if thrown toward an area closer to Nita. This is convenient when you are being attacked by a shotgun-wielding Brawler such as Shelly or Bull since the bear can tank the projectiles, allowing Nita to escape and counterattack.
- Nita's Bear has a very short attack range, so it is best if supported or used in an enclosed area where the enemy will be unable to get past the bear.
- Nita's Attack can be positioned such that it hits enemies standing near the corners of walls. As long as more than half of her Attack is to the side of the wall, Nita's Attack will cut the corner.
- Nita can use her super to spawn the Big Baby Bear on a launch pad to ambush unsuspecting enemy brawlers or as a way of protecting the gem mine.



Tips



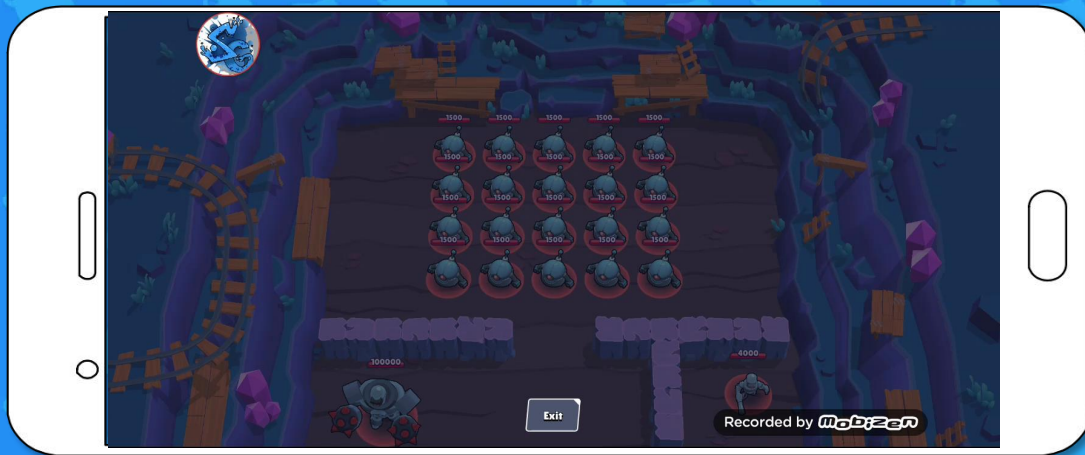
- Nita is also one of the most used brawlers in Big Game. This is because her bear's stats are dramatically increased as well as Nita's. Your best chance in Big Game is to pick off the bear, then annihilate Nita from long range.
- Nita has very low damage, but is able to hit as many enemies as there are in the way of her attack. Using a Nita and Tara combo works well where Tara's super can pull enemies together for Nita's shockwave attack.
- The bear is useful in both Siege and Heist where you can throw the bear past enemies and walls to attack either the safe or IKE turret. In Siege, the bear can add several thousands of damage when attacking alongside a robot, and prevent thousands of damage when defending a robot. Nita's star power Hyper Bear is especially useful in these modes.
- Her star power, Bear With Me, can be extremely powerful. Whenever Nita or the Bear deals damage, the other is healed. Because it is not limited to just Brawlers, Nita can attack objectives such as Safes for prolonged periods of time while keeping Bruce alive.



Tips



- Nita's other Star Power, Hyper Bear, greatly increases her Bear's damage output. It is not uncommon for enemy Brawlers get past the bear to take major damage should they walk in range. This makes Bruce very threatening to Brawlers who can't deal with him quickly. Throw Nita's super at objectives, such as Safes, to deal massive damage, if the bear can survive that long.
- It might be wise to throw her bear behind her in game modes such as Brawl Ball because if thrown at enemies, they can destroy it before it can start attacking.



Thank You For Watching!



If **you** enjoyed this
video please like and
subscribe for more
Brawl Stars content.

Thanks for watching!

