



TAP TITANS 2

SOULRISE GAMING




TOP 10 TIPS OF 2020

Tip 1







Look in your settings

Settings can be found in the top left of the screen, gear icon.


- Turn on Scientific notation
- Power saving options – Turn all off (maybe leave Raid details)
- Stage Transition: unlocks at 500
- Prestige upgrade heroes on: £23.99 in shop or after reaching 10k
- Fairy ads – switch on/off –fairy income, switch on is a must! Skip ads at £48.99


3100 Diamonds	6500 Diamonds	14000 Diamonds
		
Auto unlock heroes after prestige!	Fairy videos SKIPPABLE	Fairy videos SKIPPABLE VIP Status*
£23.99	£48.99	£99.99


VIP Status*: 75% OFF artifact salvage and skill reset cost


     

Options

 Sound: OFF

 Music: OFF

 Notification: On

 Language: あ 4

BUY: x10

Lv.6 → 16 → 26

Lv. Rounding: Off


1.2aa


1.2e15


Scientific Notation: Enabled


★


Rate


 Account


 Support


 Privacy Policy


 Power Options


 Terms of Service


 Update History


 Merchandise


 Calculator

 r/TapTitans2

 Fairy Ads: On

 Stage Transition: On

 Welcome Screen: On

 Prestige Upgrade Heroes: On

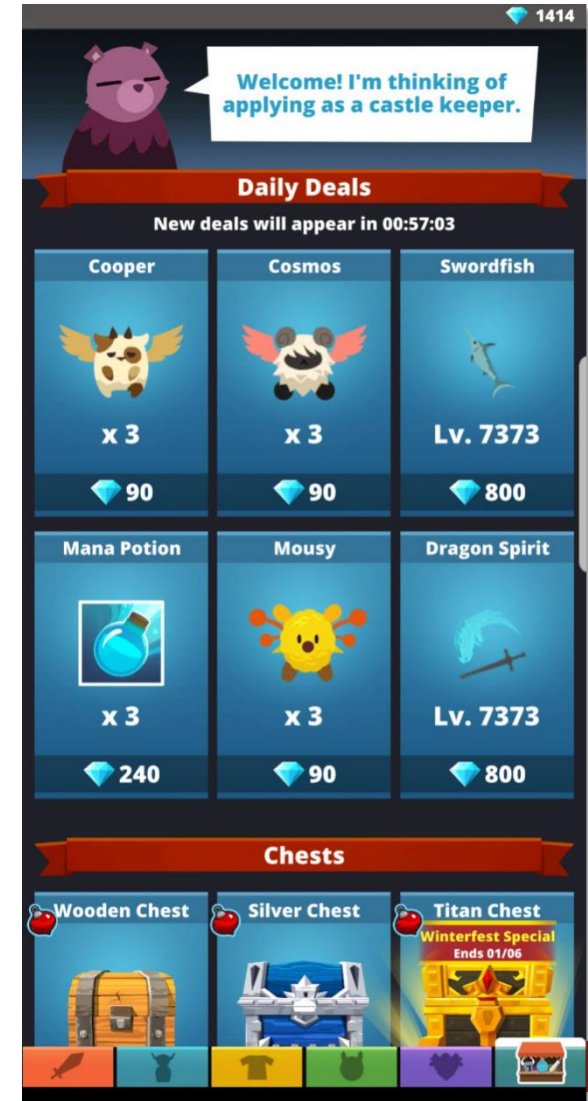

GAMEHIVE v3.6.0 Support Code: ed9kqq

Tip 2

Shop

Lots of free diamonds also some dos and donts

- Link to FB, Twitter, Reedit for extra diamonds.
- Never buy equipment
- Never buy chest – unless its on offer (x2 bonus) in a tourney and only if it will help with a 1st place win.
- Always buy pets – all damage, all gold, fluffers and kit



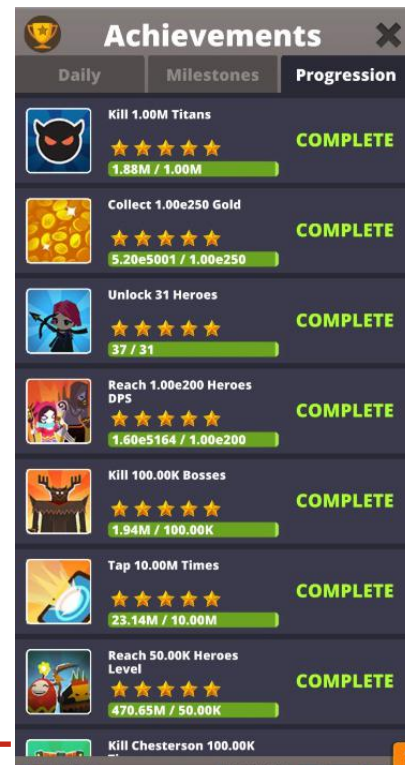
Tip 3

Achievements

There are 3 Achievements, Daily, Milestones and Progression. All are a great source of diamonds. Daily Achievements are the most important as it also provides tickets which are needed to start raids.

Most clans will have a rule on ticket gathering per week or may get kicked, so worth checking daily.

Milestones and Progression are worth saving for tournaments then collecting during tournaments for extra diamonds to use for chests or pets.




Tip 4

Banking

Banking is a way to save several sources before a tournament to help increase your chances of winning. You can bank, diamonds, relics and shards before a tournament starts. The general rule would be to level up your BoS in between tourneys then just before a tournament save a few runs of relics, diamonds and shards then during a tournament use all these resources to boost your power.

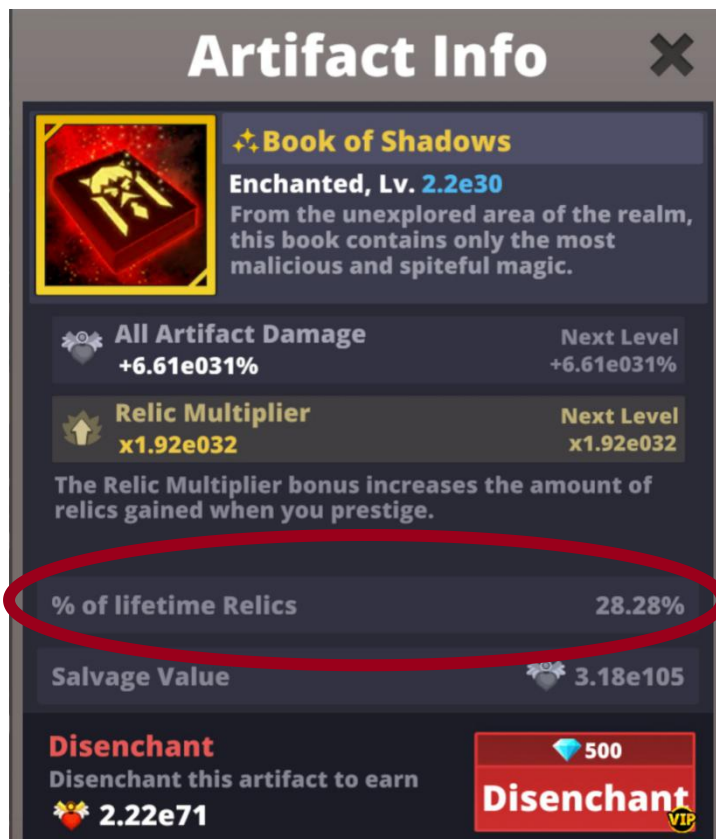
I have a separate video on Tournaments, link in the top right of this video.



Tip 5

Books of Shadows (BoS)

Ill bring this up again too as this is one of the most important items in the game. This Artifact is guaranteed by the 30th Artifacts owned. The sooner you get this the better and when you do, prioritise levelling this Artifact over 80% vs lifetime relics amount.



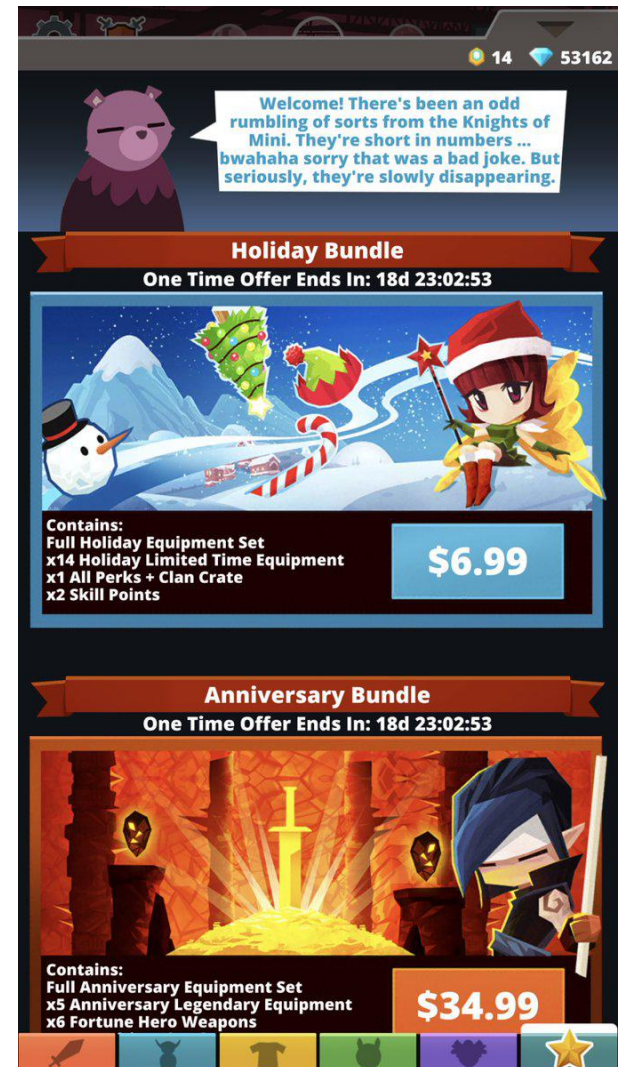
Check this section for the Lifetime Relic %

Tip 6

Updates and Special Events

Gamehive tends to send out updates and themed events quite regularly at the moment, usually once a month. There is always a high chance something will be on offer for these events/updates. Bonus chests, bundles, special event items. Also sometimes the reset cost on skill tree is reduced.

I would always recommend to save diamonds before an update to help increase the odds of getting something good during the limited event. Also if you're thinking of changing your build and an update is due soon, wait for the update as it may bring a discount reset that would help you save lots of diamonds.



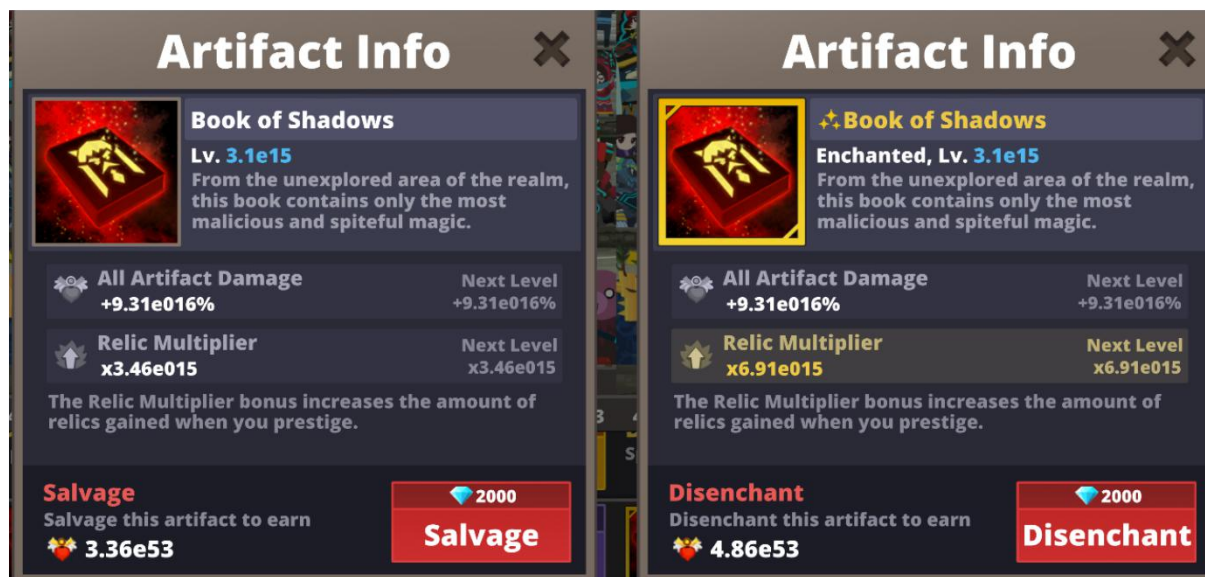
Tip 7

Salvaging

I've had mixed feedback back on whether you should or should not salvage an Artifact for hopes of a better one. My opinion would be to never salvage any Artifacts. The relics you get back is the same cost and also you will need to spend that same amount again to buy it back eventually, as you need all 95 Artifacts before you can start enchanting them. So I believe getting all 95 sooner than later would be a better option.

Also even bad Artifacts give some increase in power or gold, even low tier ones help (even though a little) in some way.

Also the cost of diamonds to salvage could be better spent on Pets.



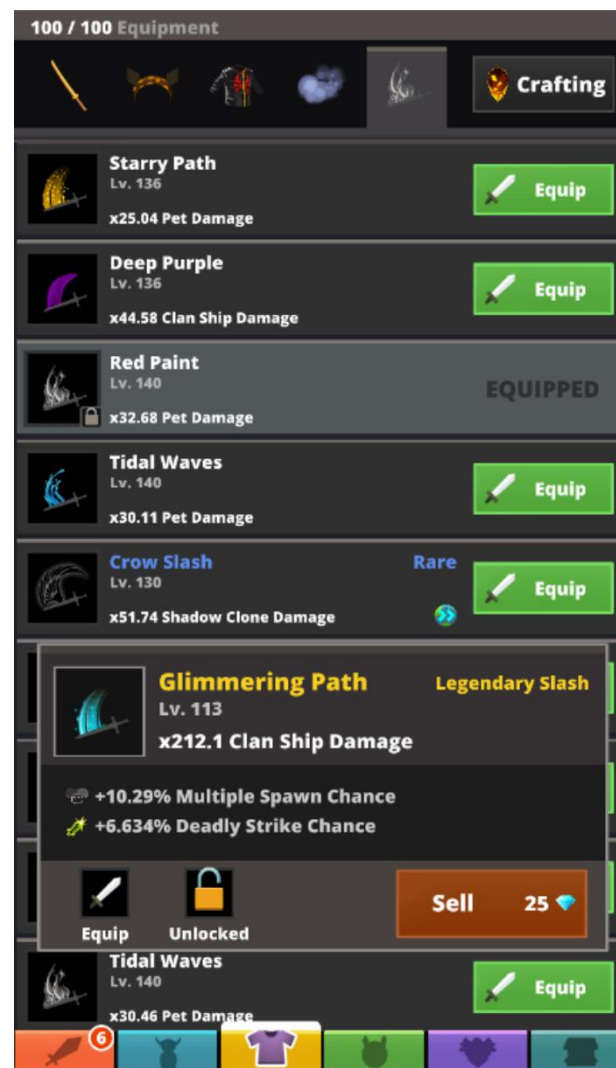


Tip 8

Banking Equipment

I've seen players not collect dropped equipment and stockpile them, or collect equipment and keep them. You have a limit of 100 equipment slots, if you don't sell your old equipment then the lowest/oldest equipment gets deleted and replaced with the new drop if you're at your 100 equipment level.

I would recommend to always sell any duplicate/low equip items and use these extra diamonds to buy more pets for more growth potential. Also, banking equipment is not wise either; not collecting equipment drops means you're also missing out on your daily achievements and not helping collect tickets for the clan.

There is no benefit to banking equipment.



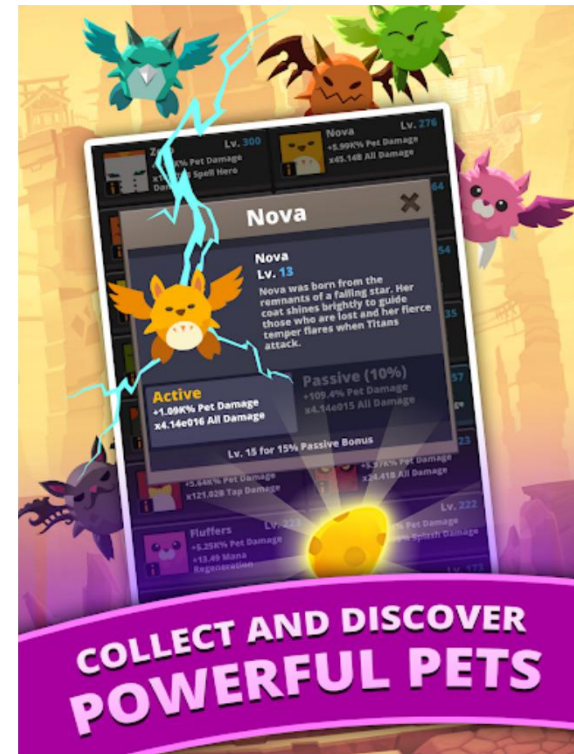
Tip 9

Pet Quests

This is a new addition that was added in update 3.5.

The aim of pet quests is to send your pets (dispatch) them for a set time period to enable a reward, which could be a boost of power, gold or other status effect for a certain time period. As the time period of use is always small (between 20-40mins) it's often wise to get all the boost ready for a tournament then use them when you have reached your MS to help push that little further.

I will be doing a separate video on this soon to go in much more details about Pet Quests.

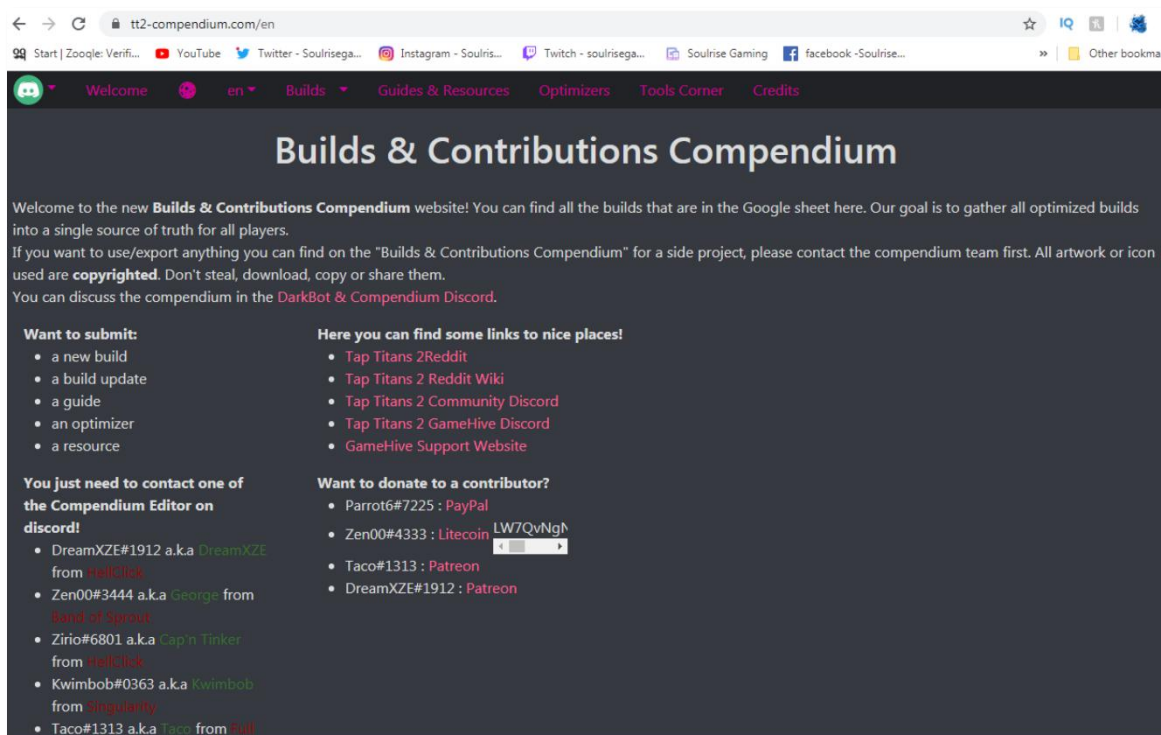


Tip 10

Guides and Optimizers

If your ever stuck use a guide, theres tons of useful guides and support for this game, it has a wonderful community. Tap Titan 2 compendium is probably the best know and used by far. I will put a link to this below, please check them out and show your support and also if you have any questions, leave a comment below! 😊

<https://www.tt2-compendium.com/en>





**If you enjoyed this
video please Like and
Subscribe for more
Tap Titan 2 content!**

Thanks for watching!